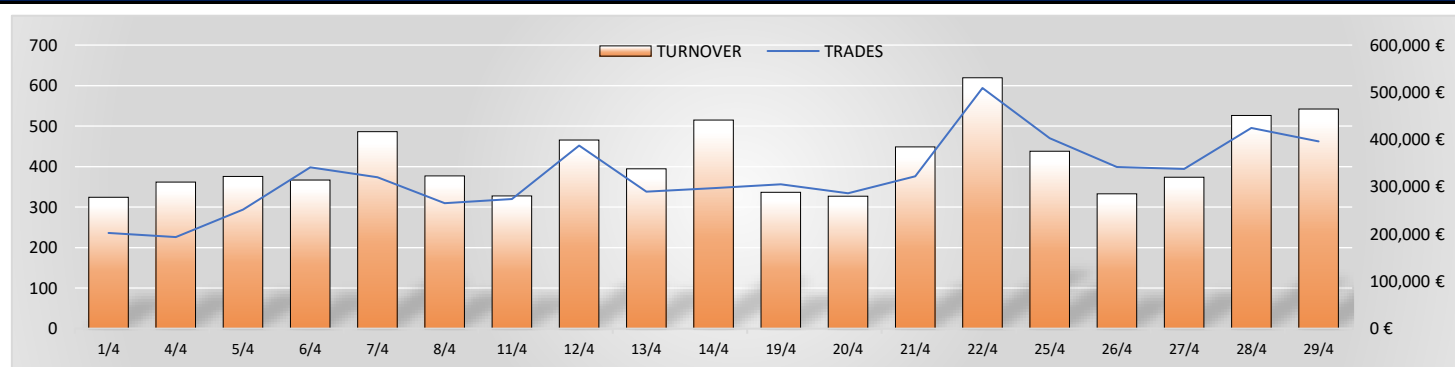


# Hi-Cert Segment Monthly Report

April 2022

## DAILY TURNOVER



## FACTS & FIGURES

	Listing				Trading				
	March 2022		April 2022		March 2022		April 2022		
	Type of	New Instrum	Total (EOM)	New Instrum	Total (EOM)	Trades	Turnover	Trades	Turnover
Certificates	Inv. Cond. Protected Cap	13	19	0	19	2	21,693	0	0
	Bear	56	9	3	12	6,047	6,013,216	2,768	3,261,615
	Bull	70	11	2	12	7,624	6,296,777	4,407	3,542,884
	Inv. Non Protected Cap	0	5	0	5	0	0	0	0
	<b>Total</b>	<b>139</b>	<b>44</b>	<b>5</b>	<b>48</b>	<b>13,673</b>	<b>12,331,686</b>	<b>7,175</b>	<b>6,804,499</b>
	Underlying	Equity	121	40	5	44	13,274	12,084,995	7,175
Commodity		4	4	0	4	0	0	0	0
Currency		14	0	0	0	399	246,691	0	0
<b>Total</b>		<b>139</b>	<b>44</b>	<b>5</b>	<b>48</b>	<b>13,673</b>	<b>12,331,686</b>	<b>7,175</b>	<b>6,804,499</b>
Issuer	FincoBank	126	20	5	24	13,671	12,309,993	7,175	6,804,499
	Leonteq Securities AG, GB	13	19	0	19	2	21,693	0	0
	UBS Group	0	5	0	5	0	0	0	0
	<b>Total</b>	<b>139</b>	<b>44</b>	<b>5</b>	<b>48</b>	<b>13,673</b>	<b>12,331,686</b>	<b>7,175</b>	<b>6,804,499</b>

### Most traded Instruments (By Trade)

ISIN	Description	Trade	% Tot
IT0005477556	FBK BULL LG FTSEMIB B23200 21/06/2022	2030	28.3%
IT0005477499	FBK BEAR SH FTSEMIB B25600 21/06/2022	1032	14.4%
IT0005477457	FBK BULL LG FTSEMIB B22400 21/06/2022	783	10.9%
IT0005477515	FBK BULL LG DAX B13200 21/06/2022	479	6.7%
IT0005477374	FBK BEAR SH FTSEMIB B26400 21/06/2022	453	6.3%

### Most traded Instruments (By Turnover)

ISIN	Description	Turnover (€)	% Tot
IT0005477556	FBK BULL LG FTSEMIB B23200 21/06/2022	1,421,851	20.9%
IT0005477499	FBK BEAR SH FTSEMIB B25600 21/06/2022	1,232,661	18.1%
IT0005477457	FBK BULL LG FTSEMIB B22400 21/06/2022	641,256	9.4%
IT0005477374	FBK BEAR SH FTSEMIB B26400 21/06/2022	582,404	8.6%
IT0005477390	FBK BEAR SH FTSEMIB B27200 21/06/2022	439,703	6.5%

### Most traded Underlying (By Trade)

Underlying	Trade	% Tot
FTSEMIB	5,304	73.9%
DAX	1,480	20.6%
ESTOXX	391	5.4%

### Most traded Underlying (By Turnover)

Underlying	Turnover (€)	% Tot
FTSEMIB	5,081,608	74.7%
DAX	1,406,472	20.7%
ESTOXX	316,419	4.7%

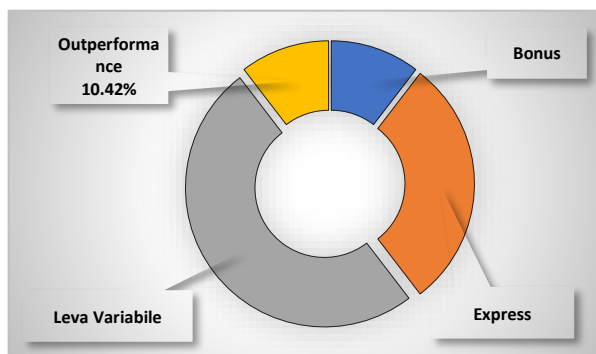
### Sentiment\* (By Trade)

Underlying	Positive	Negative	Delta
FTSEMIB	2,990	2,710	↑ 4.9%
DAX	726	760	↓ -2.3%
ESTOXX	209	184	↑ 6.4%

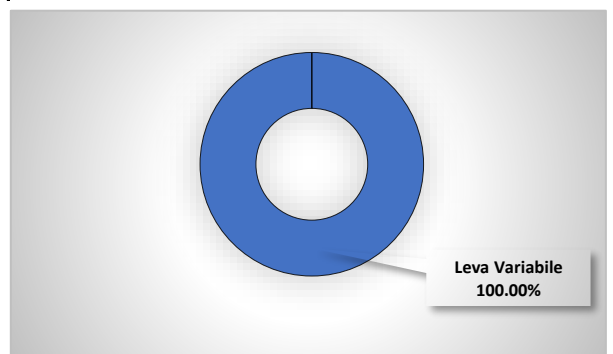
### Sentiment\* (By Turnover)

Underlying	Positive	Negative	Delta
FTSEMIB	2,741,361	2,450,490	↑ 5.6%
DAX	710,904	698,326	↑ 0.9%
ESTOXX	145,085	172,161	↓ -8.5%

### Number of Instruments (By Acepi Class)



### Turnover (By Acepi Class)



\*Sentiment is the ratio between market operations, executed on the same underlying, of positive sign (purchases of long positions and sales of short positions) and operations of negative sign (sales of long