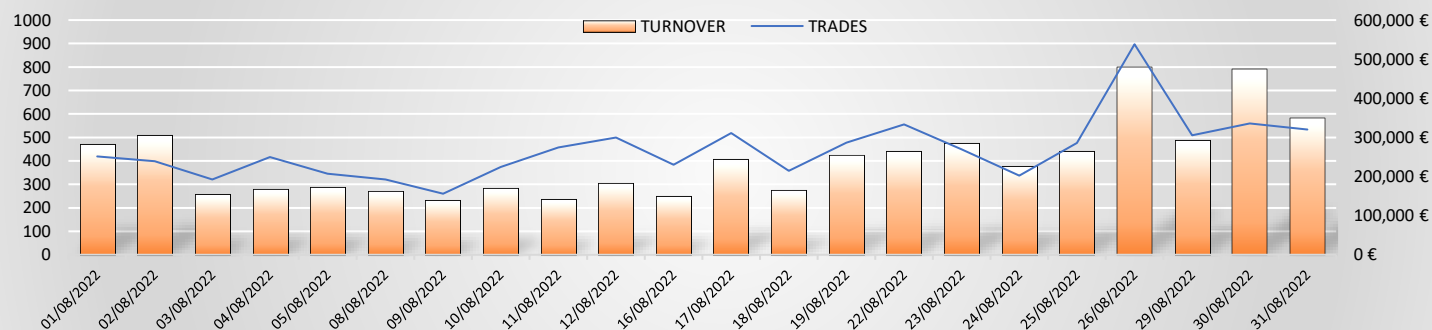


Hi-Cert Segment Monthly Report

August 2022

DAILY TURNOVER



FACTS & FIGURES

	Listing				Trading				
	July 2022		August 2022		July 2022		August 2022		
	Type of	New Instrum	Total (EOM)	New Instrum	Total (EOM)	Trades	Turnover	Trades	Turnover
Certificates	Bear	32	34	14	38	4,301	2,487,209	4,850	2,793,050
	Bull	31	31	13	35	7,054	3,615,230	5,014	2,511,741
	Inv. Cond. Protected Cap	0	18	0	18	1	9,282	0	0
	Inv. Non Protected Cap	0	5	0	5	0	0	0	0
	Inv. Protected Capital	0	0	1	1	0	0	0	0
	Total	63	88	28	97	11,356	6,111,722	9,864	5,304,790
Underlying	Equity	38	57	20	66	11,076	6,040,093	9,451	5,204,164
	Currency	25	27	8	27	280	71,629	413	100,626
	Commodity	0	4	0	4	0	0	0	0
	Total	63	88	28	97	11,356	6,111,722	9,864	5,304,790
Issuer	FincoBank	63	65	27	73	11,355	6,102,440	9,864	5,304,790
	Leonteq Securities AG, GB	0	18	0	18	1	9,282	0	0
	UBS Group	0	5	1	6	0	0	0	0
	Total	63	88	28	97	11,356	6,111,722	9,864	5,304,790

Most traded Instruments (By Trade)

ISIN	Description	Trade	% Tot
IT0005478091	FBK BEAR SH FTSEMIB B23200 20/09/2022	1899	19.3%
IT0005485146	FBK BULL LG FTSEMIB B21600 20/09/2022	1097	11.1%
IT0005485088	FBK BULL LG FTSEMIB B20800 20/09/2022	880	8.9%
IT0005477994	FBK BEAR SH FTSEMIB B24000 20/09/2022	515	5.2%
IT0005485070	FBK BULL LG ESTOXX B3300 20/09/2022	427	4.3%

Most traded Instruments (By Turnover)

ISIN	Description	Turnover (€)	% Tot
IT0005478091	FBK BEAR SH FTSEMIB B23200 20/09/2022	1,051,508	19.8%
IT0005485088	FBK BULL LG FTSEMIB B20800 20/09/2022	622,409	11.7%
IT0005485146	FBK BULL LG FTSEMIB B21600 20/09/2022	563,488	10.6%
IT0005477994	FBK BEAR SH FTSEMIB B24000 20/09/2022	447,606	8.4%
IT0005478117	FBK BEAR SH DAX B14400 20/09/2022	334,998	6.3%

Most traded Underlying (By Trade)

Underlying	Trade	% Tot
FTSEMIB	5,325	54.0%
DAX	1,680	17.0%
ESTOXX	1,229	12.5%
CAC40	1,217	12.3%
EURUSD	288	2.9%

Most traded Underlying (By Turnover)

Underlying	Turnover (€)	% Tot
FTSEMIB	3,457,127	65.2%
DAX	1,036,406	19.5%
ESTOXX	369,779	7.0%
CAC40	340,853	6.4%
EURUSD	77,176	1.5%

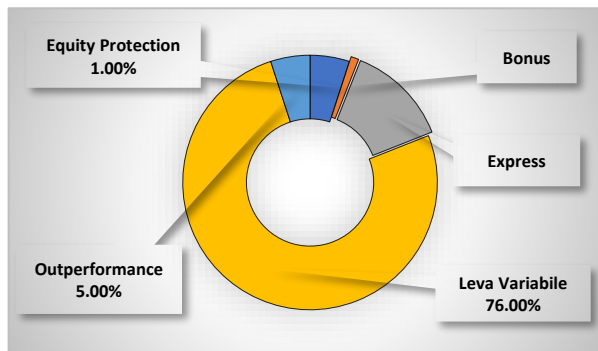
Sentiment* (By Trade)

Underlying	Positive	Negative	Delta
FTSEMIB	2,888	2,896	↓ -0.1%
DAX	849	842	↑ 0.4%
ESTOXX	628	605	↑ 1.9%
CAC40	580	640	↓ -4.9%
EURUSD	159	130	↑ 10.0%

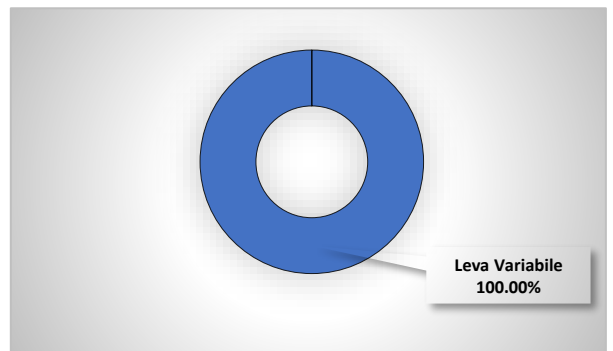
Sentiment* (By Turnover)

Underlying	Positive	Negative	Delta
FTSEMIB	1,788,322	1,763,804	↑ 0.7%
DAX	562,512	474,491	↑ 8.5%
ESTOXX	182,950	186,850	↓ -1.1%
CAC40	188,129	152,725	↑ 10.4%
EURUSD	40,933	36,249	↑ 6.1%

Number of Instruments (By Acepi Class)



Turnover (By Acepi Class)



*Sentiment is the ratio between market operations, executed on the same underlying, of positive sign (purchases of long positions and sales of short positions) and operations of negative sign (sales of long positions and purchases of short positions).