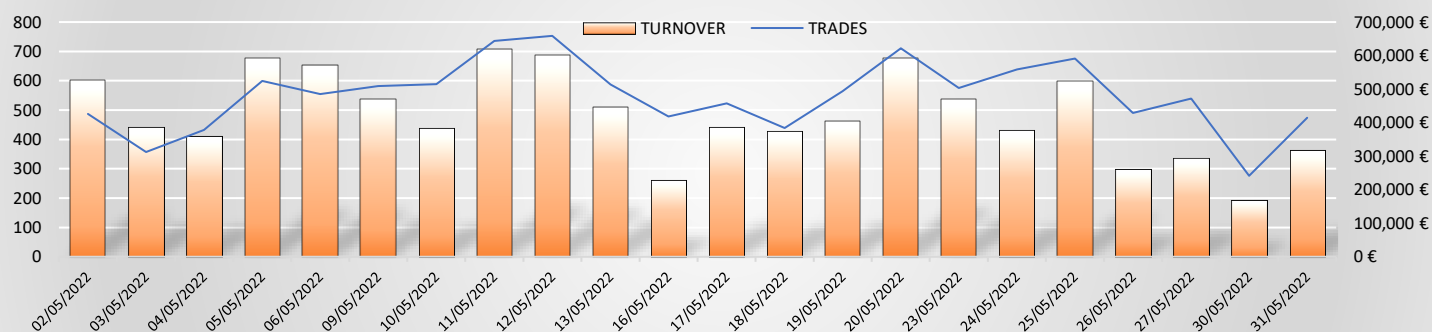


# Hi-Cert Segment Monthly Report

May 2022

## DAILY TURNOVER



## FACTS & FIGURES

	Listing				Trading				
	April 2022		May 2022		April 2022		May 2022		
	Type of	New Instrum	Total (EOM)	New Instrum	Total (EOM)	Trades	Turnover	Trades	Turnover
Certificates	Inv. Cond. Protected Cap	0	19	0	18	0	0	3	39,007
	Bear	3	12	3	13	2,768	3,261,615	5,267	4,170,769
	Bull	2	12	0	12	4,407	3,542,884	6,790	5,115,785
	Inv. Non Protected Cap	0	5	0	5	0	0	0	0
	<b>Total</b>	<b>5</b>	<b>48</b>	<b>3</b>	<b>48</b>	<b>7,175</b>	<b>6,804,499</b>	<b>12,060</b>	<b>9,325,561</b>
Underlying	Equity	5	44	3	44	7,175	6,804,499	12,060	9,325,561
	Commodity	0	4	0	4	0	0	0	0
	<b>Total</b>	<b>5</b>	<b>48</b>	<b>3</b>	<b>48</b>	<b>7,175</b>	<b>6,804,499</b>	<b>12,060</b>	<b>9,325,561</b>
Issuer	FinecoBank	5	24	3	25	7,175	6,804,499	12,057	9,286,553
	Leonteq Securities AG, GB	0	19	0	18	0	0	3	39,007
	UBS Group	0	5	0	5	0	0	0	0
	<b>Total</b>	<b>5</b>	<b>48</b>	<b>3</b>	<b>48</b>	<b>7,175</b>	<b>6,804,499</b>	<b>12,060</b>	<b>9,325,561</b>

### Most traded Instruments (By Trade)

ISIN	Description	Trade	% Tot
IT0005477457	FBK BULL LG FTSEMIB B22400 21/06/2022	3430	28.4%
IT0005477614	FBK BEAR SH FTSEMIB B24800 21/06/2022	2236	18.5%
IT0005477515	FBK BULL LG DAX B13200 21/06/2022	753	6.2%
IT0005477432	FBK BULL LG ESTOXX B3450 21/06/2022	484	4.0%
IT0005477473	FBK BULL LG FTSEMIB B21600 21/06/2022	462	3.8%

### Most traded Instruments (By Turnover)

ISIN	Description	Turnover (€)	% Tot
IT0005477457	FBK BULL LG FTSEMIB B22400 21/06/2022	2,511,973	26.9%
IT0005477614	FBK BEAR SH FTSEMIB B24800 21/06/2022	1,669,164	17.9%
IT0005477432	FBK BULL LG ESTOXX B3450 21/06/2022	540,954	5.8%
IT0005477515	FBK BULL LG DAX B13200 21/06/2022	499,554	5.4%
IT0005477499	FBK BEAR SH FTSEMIB B25600 21/06/2022	424,138	4.5%

### Most traded Underlying (By Trade)

Underlying	Trade	% Tot
FTSEMIB	8,109	67.2%
DAX	2,466	20.4%
ESTOXX	1,482	12.3%

### Most traded Underlying (By Turnover)

Underlying	Turnover (€)	% Tot
FTSEMIB	6,501,728	69.7%
ESTOXX	1,427,767	15.3%
DAX	1,357,058	14.6%

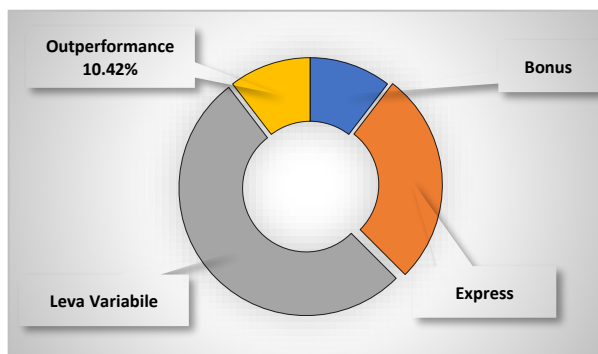
### Sentiment\* (By Trade)

Underlying	Positive	Negative	Delta
FTSEMIB	4,762	4,114	↑ 7.3%
ESTOXX	1,285	1,200	↑ 3.4%
DAX	806	684	↑ 8.2%

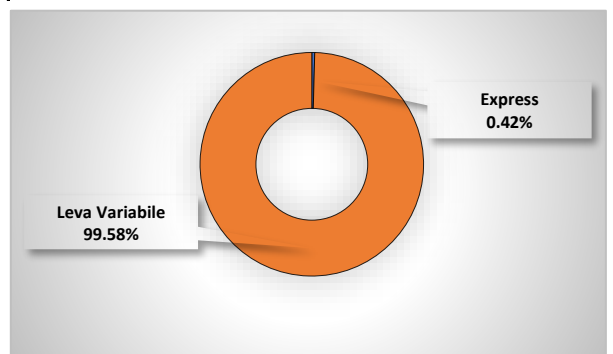
### Sentiment\* (By Turnover)

Underlying	Positive	Negative	Delta
FTSEMIB	3,491,147	3,212,838	↑ 4.2%
DAX	759,681	669,337	↑ 6.3%
ESTOXX	664,227	695,902	↓ -2.3%

### Number of Instruments (By Acepi Class)



### Turnover (By Acepi Class)



\*Sentiment is the ratio between market operations, executed on the same underlying, of positive sign (purchases of long positions and sales of short positions) and operations of negative sign (sales of long positions and purchases of short positions)